

### eyes

Press **shade 1** over the entire eye area to set protective shadow primer using the **eye shadow brush**.

Glide **shade 2** over the eye contour to create dimension using the **soft eye contour brush**.

Press **shade 3** across the eye lid to brighten the eye area using the **eye contour brush**. Blend using the **shadow diffuser brush**.

Press **shade 4** at the outer corner of the eye lid to create a dramatic effect using the **eye contour brush**. Smudge **shade 4** along the bottom lash line using the **liner diffuser brush**.

Press **shade 5** along the top lash line to define and enhance using the **press definer brush**.

### cheeks

Smile. Glide **shade 6** over the apples and along the cheek bones and enhance using the **powder blush brush**.

### lips

Sheer: try **intuitive** sheer lip shine  
 Neutral: try **protagonist** soft lip color with lip definer **#3**  
 Expressive: try **temptress** pure lip color with lip definer **#9**

forward look



## smoky eye look



### eyes

Highlight **shade 1** along the brow using the **eye shadow brush**.

Smoke **shade 2** across the eye lid and along the bottom lash line using the **eye lid contour brush**.

Highlight the inner eye lid with **shade 3** using the **eye lid contour brush**.

Line along the lash line with **shade 4** using the **liner diffuser brush**.

Line the inner eye line with **shade 5** the black dual eye liner in yin/yang.

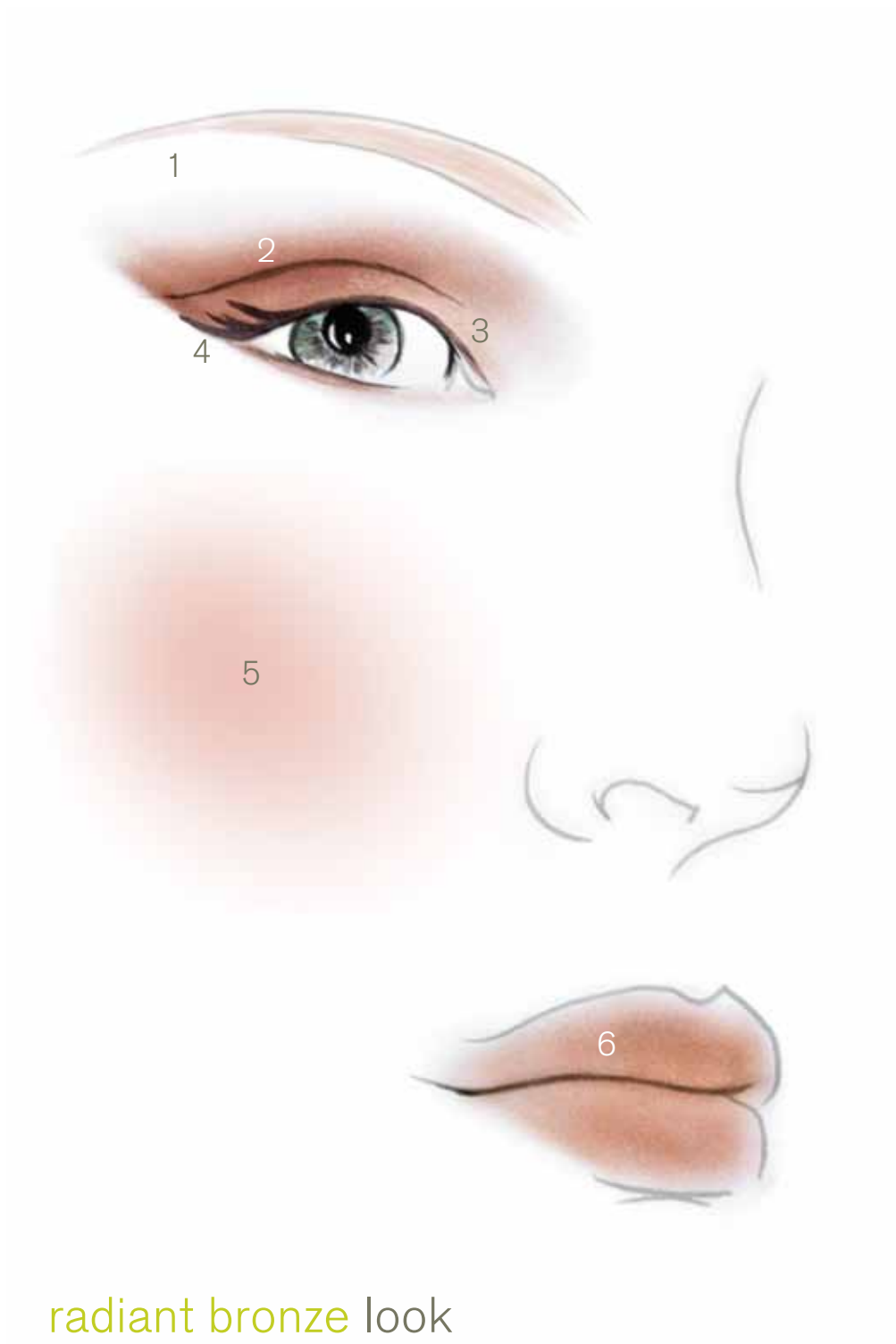
Apply **obsidian mascara** to upper lower lashes.

### cheeks

Sculpt along the cheek bones, temples and the jaw line, mixing shade **shade 6** blissful (shown) and bronze (not shown) using the **powder blush brush**.

### lips

Line lips and blend over mouth with **shade 7** lip definer **#3**. Follow with **shade 7** the rich berry shade from the **art of persuasion** lip palette and top with the center gloss.



### eyes

Press **shade 1** along the brow using the **eye lid contour brush**. Wash **shade 2** across the eye lid and along the bottom lash line using the **eye shadow brush**.

Highlight the inner eye lid with **shade 3** using the **eye lid contour brush**. Line along the lash line with **shade 4** eye definer using the **press definer brush**. Apply **mahogany mascara** to upper and lower lashes.


### cheeks

Apply **shade 5** powder blush over the apples of the cheeks and along cheek bones using the **powder blush brush**.

### lips

Line lips and blend over mouth with **shade 6** lip definer **#4**. Follow with the pale beige shade gloss from the **law of attraction** lip palette and top with the center gloss.

radiant bronze look



## modern bride look



sesame



rosewood



lotus



dahlia



mahogany



peony

### eyes

Press **shade 1** over the entire eye area to set protective shadow primer using the **eye shadow brush**.

Glide **shade 2** over the eye contour to create dimension using the **soft eye contour brush**. Smudge **shade 2** along the bottom lash line using the **liner diffuser brush**.

Press **shade 3** across the eye lid to brighten the eye area using the **eye contour brush**.

Glide **shade 4** at the outer corner of the eye lid to contour and create dimension using the **eye contour brush**. Blend using the **shadow diffuser brush**.

Press **shade 5** along the lash line to define and enhance using the **press definer brush**.

### cheeks

Smile. Glide **shade 6** over the apples and along the cheek bones using the **powder blush brush**.

### lips

Sheer: try **loving** sheer lip shine

Neutral: try **ingenue** soft lip color with lip definer **#2**

Expressive: try **chanteuse** pure lip color with lip definer **#8** and **pretty** satin lip shine



expressive look



### eyes

Press **shade 1** over the entire eye area to set protective shadow primer using the **eye shadow brush**.

Glide **shade 2** across the eye lid to create a dramatic effect using the **eye contour brush**.

Press **shade 3** across the outer corner of the eye lid to create dimension using the **eye contour brush**. Smudge **shade 3** along the bottom lash line using the **liner diffuser brush**.


Wet and glide **shade 4** along the top and bottom lash line to define and enhance using the **glide definer brush**.

### cheeks

Smile. Press and smooth **shade 5** over the apples of the cheeks using the **cream blush brush**.

### lips

Sheer: try **intuitive** sheer lip shine (shown)  
 Neutral: try **sophisticate** soft lip color with lip definer **#4**  
 Expressive: try **muse** pure lip color with lip definer **#7**



classic look



### eyes

Press **shade 1** over the entire eye area to set protective shadow primer using the **eye shadow brush**.

Glide **shade 2** over the eye contour to create dimension using the **soft eye contour brush**. Blend using the **shadow diffuser brush**.

Press **shade 3** along the lash line to define and enhance using the **press definer brush**. Smudge **shade 3** to soften the look using the **liner diffuser brush**.

### cheeks

Glide **shade 4** along the cheek bones, hair line and jaw-line to bronze complexion or add dimension using the **powder blush brush**.

### lips

Sheer: try **alluring** sheer lip shine

Neutral: try **maven** soft lip color with lip definer **#4** (shown)

Expressive: try **persuasive** satin lip shine with lip definer **#4**